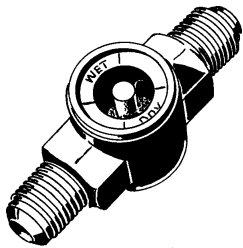
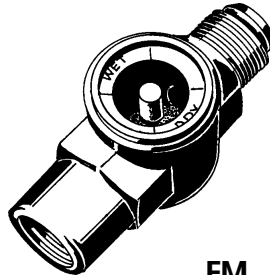



## Moisture Indicators



**MM**



**FM**



**SS**



**UM**

MM = Male x Male Flare

FM = Female x Male Flare

SS = Solder x Solder

UM = Female Flare Swivel Nut x Male Flare

### Specifications

Device Number	ConnectionOverall		Lay-In Length (in.)	Length (in.)
	Size	Type		
441-002 MM	1/4"	Male x Male Flare	2.64	2.64
411-002 FM	1/4"	Female x Male Flare	2.32	2.56
441-002 SS	1/4"	Solder x Solder	4.15	4.63
441-002 UM	1/4"	Male Flare x Female Flare Swivel Nut	3.02	3.33
441-003 MM	3/8"	Male x Male Flare	3.23	3.23
441-003 FM	3/8"	Female x Male Flare	2.60	2.97
441-003 SS	3/8"	Solder x Solder	3.94	4.69
441-003 UM	3/8"	Male Flare x Female Flare Swivel Nut	3.26	3.64
441-004 MM	1/2"	Male x Male Flare	3.46	3.46
441-004 SS	1/2"	Solder x Solder	4.13	4.88
441-004 UM	1/2"	Male Flare x Female Flare Swivel Nut	3.63	4.13
441-005 MM	5/8"	Male x Male Flare	3.62	3.62
441-005 FM	5/8"	Female x Male Flare	3.12	3.62
441-005 SS	5/8"	Solder x Solder	3.88	4.88
441-005 UM	5/8"	Male Flare x Female Flare Swivel Nut	3.97	4.60
441-007 SS	7/8"	Solder x Solder	4.68	6.18

Information subject to change without notice. 7/99